



Same Love, Different Hug

Educational Pack

Hello! Thank you for downloading this educational pack for *Same Love, Different Hug*.

The following pages are written from a homeschooler's perspective. The material is not grade segregated. With the exception of the handwriting and coloring pages, the material is written toward the parent/teacher to lead discussion.

Contents:

1. Discussion Prompts (before and after reading the book)
2. Phonics Practice
3. Handwriting 1 - Vertical
4. Handwriting 1 - Slant
5. Handwriting 2 - Vertical
6. Handwriting 2 - Cursive
7. Coloring Page
8. Get Active!



Same Love, Different Hug

Discussion Prompts

Before reading:

- What do you think this book will be about? What makes you think this?
- Who do you think the characters are on the cover? Are they friends? Are they family?
- Do you notice any opposites words in the title? What other opposites can you think of?
- Can you think of opposite emotions? What about sad and happy? What about excited and calm? What emotions do you think the characters on the cover are feeling?

After reading:

- What do you think the title means?
- How are some ways you can show love to others?
- The main character shows love to others with different emotions. What is it called when you think of how others are feelings? (empathy)
- What if others are sick and/or disabled? Should you think about how they might appreciate showing love?
- Do you like hugs or to be touched? Always? Are there times when you do/don't?



Same Love, Different Hug

Phonics Practice

Encourage beginning readers to use letter tiles or a whiteboard to spell out the bolded words. Have them sound out the words.

Beginning sounds practice

What do others **LIKE**?

Can you think of words that rhyme with like?

- What do you ride that has two wheels? **BIKE**
- When you walk in nature, you're taking a _____. **HIKE**
- When will the cuckoo clock _____ twelve? **STRIKE**

Middle sounds practice

- On **THESE** days
- On **THIS** day
- On **THOSE** days

Final sounds practice

Focus on the last sounds to spell the following bolded words:

- Bear hugs, **MORNING** hugs, jump hugs, too.
- I'm **WAITING**, waiting, **SITTING** still.
- **SEARCHING** through the mud and muck.



Same Love, Different Hug

Handwriting 1 - Vertical

Trace!

- s a m e
- d i f f e r e n t
- r o u g h
- t o u g h
- m o r n i n g
- s o n g
- r e a d
- p r a n c e
- d a n c e
- p o w
- w a v e



Same Love, Different Hug

Handwriting 1 - Slant

Trace!

- *s a m e*
- *d i f f e r e n t*
- *r o u g h*
- *t o u g h*
- *m o r n i n g*
- *s o n g*
- *r e a d*
- *p r a n c e*
- *d a n c e*
- *p o w*
- *w a v e*



Same Love, Different Hug

Handwriting 2 - Vertical

Copy!

Same Love, Different Hug

I like loud hugs.

I like quiet hugs.

What do others like?

It's the day of days!

We show our love every day.



Same Love, Different Hug

Handwriting 2 - Cursive

Copy!

Same Love, Different Hug

I like loud hugs.

I like quiet hugs.

What do others like?




It's the day of days!

We show our love every day.



Same Love, Different Hug

Coloring





Same Love, Different Hug

Get Active!

Many animals show affection in different ways as well. Watch the following video to see dogs hugging other dogs, other animals, and humans:

<https://www.youtube.com/watch?v=IsALhFAXNYY>

Help your child find videos of their favorite animals showing affection. How do lions hug? Do reptiles show affection? What animals kiss?

How do animals like to spend time together? Do they play games? Do they sing together?

Then start a game of animal charades!

Show your child how to act out the information learned about animals and take turns guessing which animal they are.