


# READERS' GUIDE

## CAMOUFLAGE MOM



WRITTEN BY SARAH HOVORKA

# CAMOUFLAGE MOM

## **TABLE OF CONTENTS**

Page 2: Comprehension Questions

Page 3: Recall

Page 4: Author's Purpose

Page 5: Vocabulary

Page 6: Character Growth

Page 7: Special Object Worksheet

Page 8: Maze Worksheet

Page 9: Research Project

Page 10: Coping Tips I: Build a Memory Chain

Page 11: Coping Tips II: Plan a Homecoming Party

Page 12: Count Down Activity

Page 13: Hero Drawing

Page 14: Letter Writing Guide

Page 15: About The Author

Page 16: Terms of Use & Credit

# CAMOUFLAGE MOM

## COMPREHENSION QUESTIONS

### **BEFORE READING:**

- Read the title of the book and the names of the author and illustrator.
- Ask your child if they know the meaning of the word camouflage.
- Discuss the facial and body expressions of the characters on the cover. What are they feeling?
- With your child, make a prediction as to what this book will be about.

### **WHILE READING:**

- Who is the main character of this story? How do we know that?
- Where does the story start? What is a boot camp?
- Sarah thinks Mom is different since going to boot camp. What are some of the things that surprise Sarah about her mom now?
- Why does Sarah kick off the boots Mom gave her? What is she feeling?

### **AFTER READING:**

- Why does Sarah put on the boots at the end of the story? What does this tell you about her feelings?
- Discuss with your child whether a parent, relative, or friend has ever had to leave. How did they feel at that time?
- Ask your child if they feel an invisible link with their parents or caregivers.
- Discuss with your child the difficulties that military families face.
- Ask your child if they know anyone in the military.

Name: \_\_\_\_\_

# CAMOUFLAGE MOM

## RECALLING

Directions: Using the 5 W's (who, what, where, when, why), recall the details of the story.

**WHO** is the story about?

**WHAT** is the story about?

**WHERE** did the story take place?

**WHEN** did the story take place?

Name: \_\_\_\_\_

# CAMOUFLAGE MOM

## **AUTHOR'S PURPOSE**

Directions: Think about the purpose of this story and why the author wrote it. What did the author want the readers to take away from the story?

### AUTHOR'S PURPOSE

---

---

---

---

---

---

---

### MESSAGE OF THE STORY

---

---

---

---

---

---

---

### THEME(S) OF THE STORY

---

---

---

---

---

---

---

Name: \_\_\_\_\_

# CAMOUFLAGE MOM

## VOCABULARY

Directions: There are some new words in this book. Read the sentences and try to use clues to determine the meaning of the word.

Camouflage

"I have to wear camouflage now, Sarah ... for when I want to be hidden."

I think the word means...

---

---

---

Platoon

"Platoon dismissed!"

I think the word means...

---

---

---

Links

"The soldiers march by like links in a chain, a blur of green and black, green and black."

I think the word means...

---

---

---








Name: \_\_\_\_\_

# CAMOUFLAGE MOM MAZE WORKSHEET

Directions: No matter how many twists and turns there are, the link between Sarah and her mom will always exist. Complete the maze below to help connect them!





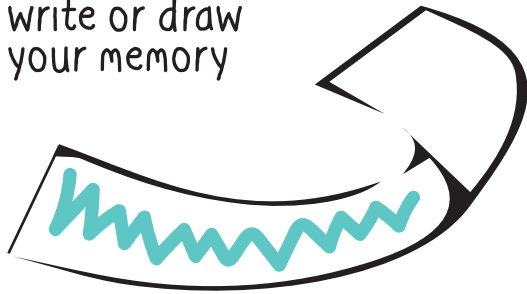
Name: \_\_\_\_\_

# CAMOUFLAGE MOM

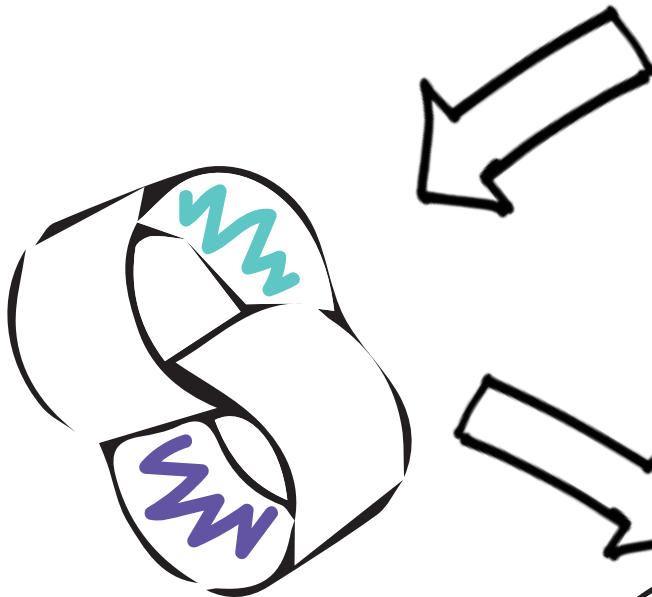
## COPING TIPS I: BUILD A MEMORY CHAIN

Directions: Record special events or thoughts to share when the separated parent returns. Write down or draw a picture of each memory on a strip of construction paper, then link them together into a garland to hang on the wall.

write or draw  
your memory

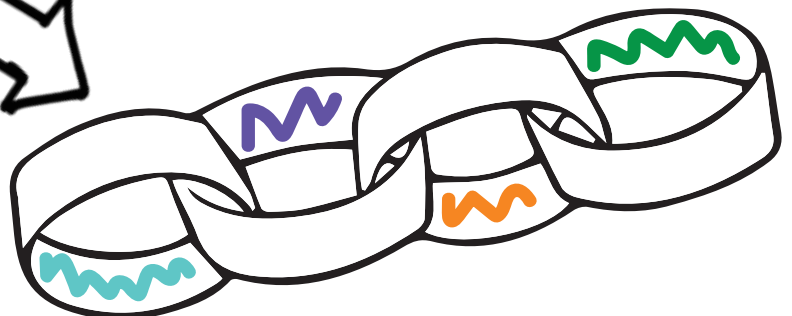


roll up the strip and glue



put the next strip through  
the loop and repeat!

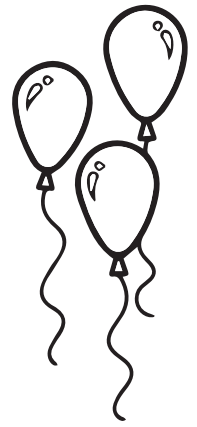
keep going until there is a chain!



Name: \_\_\_\_\_

# CAMOUFLAGE MOM

## **COPING TIPS II: PLAN A HOMECOMING PARTY**



Directions: To celebrate the big day of a loved one's return from deployment, it can be fun to throw a celebration. This can be as big or small as you want!

Use the spaces below to help plan the details!

**Who will be there?**

**Where will it be?**

**What will you do?**

**Will there be food/drinks?**

**Will there be decorations?**

**Any other details?**

Name: \_\_\_\_\_

# CAMOUFLAGE MOM COUNTDOWN ACTIVITY

Directions: Print out a few copies of this page and designate one soldier for each day/week that your loved one will be gone. Color one of them in for each time increment that passes... when they're all colored in, they'll be home!



Name: \_\_\_\_\_

# CAMOUFLAGE MOM **HERO DRAWING**

Directions: Who is your personal hero? Maybe it's a loved one who is away on duty, or a fictional character that makes you feel brave. Whoever it is, draw them in the space below... be sure to include all the details that make them so heroic!



Name: \_\_\_\_\_

# CAMOUFLAGE MOM LETTER WRITING GUIDE

Directions: Use the guide below to help you write a letter to your loved one while they're away!

**GREETING**

Dear \_\_\_\_\_,

**BODY 1**

[Here is where you can write about whatever you'd like! Tell your loved one all the things that you would want to tell them if they were here with you right now. What did you do today? Who are your friends right now? What's the most exciting part of your week? Answering these kinds of questions can be a good starting place, but remember, this is just a guide! Use your letter to express yourself and say whatever it is that you want to say!]

**BODY 2**

[Use this section to ask your loved one questions about how their life is going. What kinds of things have they been doing? What have they been eating? What have they been seeing? Anything that you want to know about their life while they're away... be creative! Even though it's hard to have your loved one so far away, seeing other parts of the world can also be exciting, and they're sure to have some great stories!]

**CLOSING**

[Use this section to say any last things and close out your letter]

[Use your fanciest signature!]

**SIGNATURE**





# ABOUT THE ILLUSTRATOR

## ELIF BALTA PARKS



Elif Balta Parks is a cheese lover, hamster admirer, a chocolate connoisseur and prolific children's book illustrator. She grew up in Istanbul, Turkey. From a young age, she knew she wanted to be an artist. Elif strives for bright, cheerful illustrations that capture the joy of childhood. Since starting her professional career, she has illustrated more than 60 children's books. Elif lives in Shropshire, United Kingdom, with her husband, their cat, and Dean Martin (who is always singing from the stereo while she works).

# TERMS OF USE

This readers' guide was written by Emma Bender and Matt Popp.

This resource is intended for use by ONE classroom teacher. Permission to copy for single classroom use only. Electronic distribution limited to single classroom use only. Not for public display without credit given to author.

If you would like to share with your colleagues, please purchase an additional license.

All rights reserved by author.

The following fonts were used to create this readers' guide.



Fonts by:  
Jason Walcott,  
Chequered Ink,  
Adrian Frutiger

Clip Art by:

